

If you have any questions, please contact me at jamie@teachmommyteach.com

Thank you for downloading!

You May:

- use these resources in your own home or classroom for non-commercial use.
- print as many copies as you would like.
- share the website link, <https://teachmommyteach.com/>, where this printable can be found, so that others can download the file.

You May NOT:

- sell, give away, or share a printed copy. Each person should download separately and print.
- print out a copy for multiple teachers, as in an entire school, co-op, or other group. Each teacher should download separately and print.
- link directly to the pdf. Instead, link to the page on <https://teachmommyteach.com/> or <https://teacherspayteacher.com/> where you found the download.
- claim this or any part of this printable as your own.
- alter this printable and claim it as your own.
- host any of the files on your personal or other websites that can be shared with others.
- Upload this resource to any file sharing sites

Credits!! Thank you Speaking of Images and Open Clipart!



<https://www.teacherspayteachers.com/Store/Speaking-Of-Images>



<https://openclipart.org/>

Rhyming Words Book 10: Bug and Pug

Pre-Reading Worksheets

Your child will practice *CVC* words; specifically the -ug word family. Your child will practice blends and the irregular word, *rolls*.

Name: _____

On the next page, color the -ug as you say the sound each letter represents. Then cut out the pictures on this page. If the picture is an -ug word, glue it around the -ug that you colored on the next page. If it is not an -ug word, place it aside.



Thank you openclipart.org for the wonderful clipart!

-ug

Name: _____



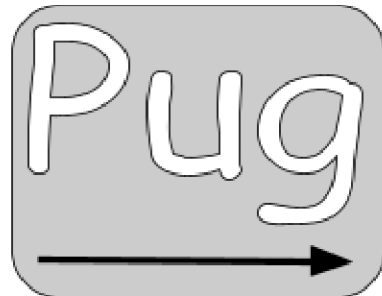

This Bob Book reviews the UG word family. Practice saying the UG sounds.

<p>short u</p>	<p>g</p>
<p>up</p> <p>love</p> <p>u ou o oo</p>	<p>buggy</p> <p>goat</p> <p>g gg</p>

Practice sounding out the following UG words. Touch each dot and say the sound the letter(s) represent. Then, touching the arrow, put the sounds together to sound out the word. Circle the UG in each word.

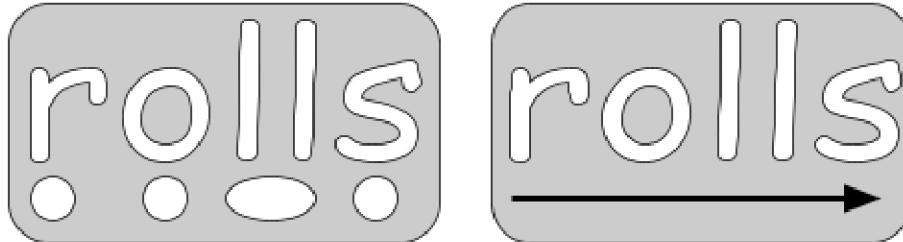
Name: _____

Practice reading more UG words. Touch each dot and say the sound the letter(s) represent. Then, touching the arrow, put the sounds together to sound out the word. Circle the UG in each word.




Name: _____

The word **rolls** can be a hard word to sound out because the **O** represents the **long o** sound. It says its name. Touch each dot and say the sound the letter(s) represent. Remember that when reading the **O** you will say the letter **O** name (long o sound). Then, touching the arrow, put the sounds together to sound out the word.




Read the sentences and color the pictures.

Eat the rolls!



The pig rolls in the mud!



Rhyming Words Book 10:
Bug and Pug

Extra Practice
Post-Reading Worksheets

Name: _____

Read the following silly story. Circle every UG word. Then illustrate the story in the box.

The bug is big. The big bug is in the rug. The big bug is snug in the rug.

The ant wants to be in the rug, but the big bug is too big. The ant can not fit. The ant tugs the rug.

The big bug tugs the rug. The ant and the big bug tug and tug and tug. The big bug falls. The ant gets the rug.

The big bug is not mad. The big bug gets his mug. The big bug gets in bed with his mug. The big bug is snug in the bed and drinks milk.




Rhyming Words Book 10: Bug and Pug

Answers Pre-Reading Worksheets

Your child will practice *CVC* words; specifically the -ug word family. Your child will practice blends and the irregular word, *rolls*.

Name: _____

On the next page, color the -ug as you say the sound each letter represents. Then cut out the pictures on this page. If the picture is an -ug word, glue it around the -ug that you colored on the next page. If it is not an -ug word, place it aside.





Thank you openclipart.org for the wonderful clipart!

-ug





Answers

Name: _____

This Bob Book reviews the UG word family. Practice saying the UG sounds.

	
short u	g
 up	 buggy
 love	 goat
u ou o oo	g gg




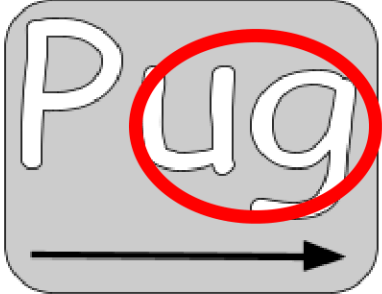




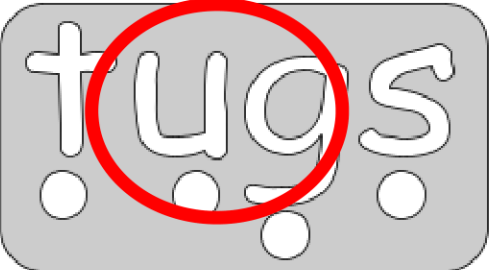

Practice sounding out the following UG words. Touch each dot and say the sound the letter(s) represent. Then, touching the arrow, put the sounds together to sound out the word. Circle the UG in each word.

Answers

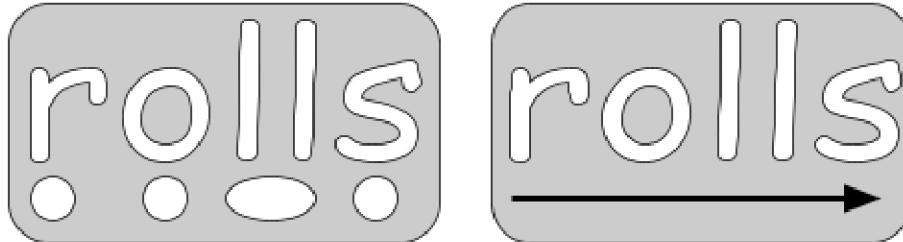
Name: _____

Practice reading more UG words. Touch each dot and say the sound the letter(s) represent. Then, touching the arrow, put the sounds together to sound out the word. Circle the UG in each word.


Name: Answers

The word **rolls** can be a hard word to sound out because the **O** represents the **long o** sound. It says its name. Touch each dot and say the sound the letter(s) represent. Remember that when reading the **O** you will say the letter **O** name (long o sound). Then, touching the arrow, put the sounds together to sound out the word.




Read the sentences and color the pictures.

Eat the rolls!



The pig rolls in the mud!



Rhyming Words Book 10:

Bug and Pug

Answers

Extra Practice

Post-Reading Worksheets

Answers

Name: _____

Read the following silly story. Circle every UG word. Then illustrate the story in the box.

The **bug** is big. The big **bug** is in the **rug**. The big **bug** is **snug** in the **rug**.

The ant wants to be in the **rug**, but the big **bug** is too big. The ant can not fit. The ant **rugs** the **rug**.

The big **bug** **tugs** the rug. The ant and the big bug **rug** and **tug** and **tug**. The big **bug** falls. The ant gets the **rug**.

The big **bug** is not mad. The big **bug** gets his **mug**. The big bug gets in bed with his **mug**. The big **bug** is **snug** in the bed and drinks milk.

